

Monitore tipo A6 EL
con canna idroschiuma

Electric monitor A6-EL type
with foam gun "A" type

Torretta rotante H. 2m
Rotating tower H. 2m

Flangia di collegamento
Connection flange

+ 13.865

Ralla di sterzo
Bearing

Pannello di controllo superiore
tipo IP66
Upper control panel
IP66 Type

+ 12.100

Piattaforma fissa
Fixed Platform

+ 7.150

Piattaforma intermedia
Intermediate Platform

Tubo di raffreddamento ϕ 1"
Cooling pipe ϕ 1"

Valvola apertura raffreddamento
Cooling line valve

Pannello di controllo inferiore
tipo IP66
Lower control panel
IP66 Type

Scala d'accesso
Pole access ladder

Drenaggio
Drain

Controflangia ϕ 600 mm
Vedi dettaglio "A"
Mask plate ϕ 600 mm
See detail "A"

Scala d'accesso
Pole access
Ladder

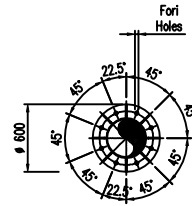
POSIZIONE CANNA
GUN POSITION

PALO CON TORRETTA ROTANTE H. 13m + 2m
POLE WITH ROTATING TOWER H. 13m + 2m

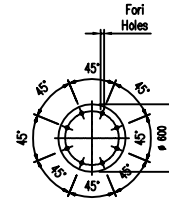
ϕ 6" ANSI 150 #
DN 150 UNI PN 16

IMPORTANTE :
CACCIALANZA & C. S.p.A. si riserva il diritto di modificare senza preavviso le informazioni
contenute su questo scheda con il proposito di apportare miglioramenti alla produzione
IMPORTANT :
CACCIALANZA & C. S.p.A. reserves the right to change or modify without previous notice any data
or specification due to changes or modification in order to improve the products presented

DET. "A"

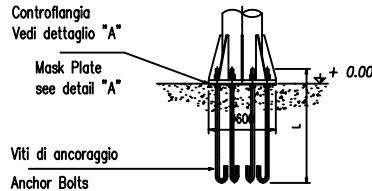


SEZIONE "D-D"
SECTION "D-D"



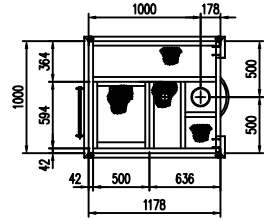
CONTROFLANGIA
MASK PLATE
 ϕ 600 sp./thk. 10

DET. "B"



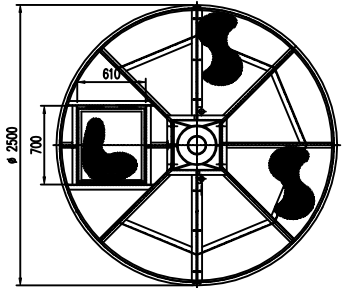
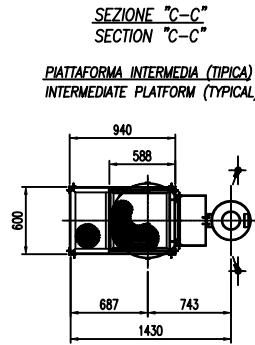
SEZIONE "A-A"
SECTION "A-A"

TORRETTA ROTANTE (TIPICA)
ROTARY TURRET (TYPICAL)



SEZIONE "B-B"
SECTION "B-B"

PIATTAFORMA FISSA (TIPICA)
FIXED PLATFORM (TYPICAL)



0	11.05.2000	Emesso - Issued	MS	MB	
Rev.	Date	Description	Drawn	Checked	Approved
CACCIALANZA & C. S.p.A. ANTINCENDIO SICUREZZA ANTINCUNDIRAMENTO SEGRATE (MILANO) - ITALY			Client / Project		
Drawn	Date	Name	Title		
Checked	11.05.00	M. SPADA	PALO H.13m CON MONITORE TIPO A6EL E CANNA IDROSCHIUMA TIPO "A" - ASSIEME GENERALE -		
Approved	11.05.00	M. BARBERI	POLE H.13m WITH MONITOR A6EL TYPE & FOAM GUN "A" TYPE GENERAL ASSEMBLY		
Code	Sys.	Size	Scale	Dwg nr.	Rev.
		A2	1:33.3	06977615	0
THIS DRAWING IS THE PROPERTY OF CACCIALANZA & C. S.p.A. AND IS NOT TO BE REPRODUCED OR USED TO FURNISH ANY INFORMATION FOR MAKING OF DRAWINGS OR APPARATUS EXCEPT WHERE PROVIDED FOR BY AGREEMENT WITH SAID COMPANY					Sheet of 1